
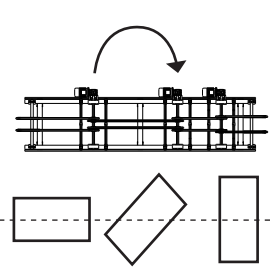



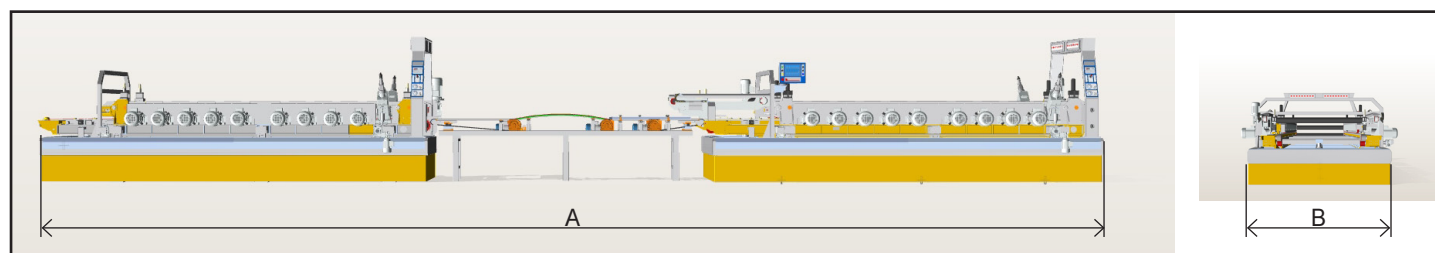


 Dry squaring/chamfering unit model **TOP SQUADRADRY** for grinding **PORCELAIN STONEWARE** size 150 x 600 -1600 x 3800 mm composed of:

- FRONT CALIBRATING UNIT MOTORS, with cup grinding wheels up to Ø 300mm, motor power 5.5 kW
- INCLINED CHAMFERING UNITS WITH FLOATING BEARING SUPPORT, motor power 2.4 kW
- DIFFERENTIAL SPEED of the intermediate section for tile turning
- CENTRING UNIT at the entrance to MODULE 1, CENTRING UNIT and PUSHER at the entrance to MODULE 2
- MOTORIZED OPENING AND CLOSING of the crossbeams with size setting
- AUTOMATIC CLOSING of the crossbeams controlled by the DIAVISION gauge
- AMMETERS to check the power consumption of each calibrating unit

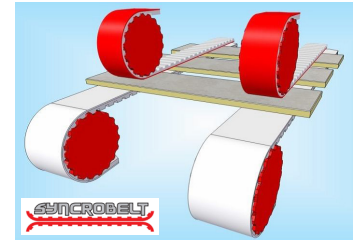
	A: 1ST MODULE GRINDING	B: BELT TYPE DIFFERENTIAL SPEED TILE TURNER	C: 2ND MODULE GRINDING + SQUARING
			
Calibrating unit motors	9+9		9+9
Chamfering unit motors	1+1		1+1
Pressure / clamping belts			
Centring unit	X		X
Pusher			X



FRAME	VERSION	CALIBRATING UNITS FOR MODULE	CHAMFERING UNIT MODULE	SIZES MIN/MAX (mm)	TOTAL INSTALLED POWER (kW)	MAX. WEIGHT (kg)	"A" (mm)	"H" (mm)	"B" MIN/MAX (mm)
SQUADRA 9/1	7/1	7+7	1+1	150x150/ 1600x3800	95	12100	15000	1700	1500/ 5000
	8/1	8+8			106				
	9/1	9+9			117				

### Process description:

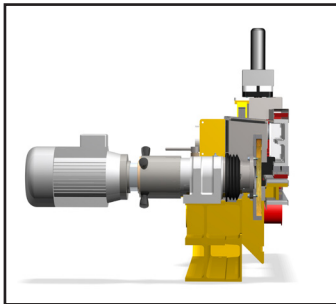
The squaring-chamfering machine is equipped with a pair of motorized and synchronized toothed belts, lower and upper (**SYNCRBELT**) to transport the tiles and ensure their stability during processing. Pneumatic cylinders cause the upper belts to exert a pressure on the lower belts. The pressure can be adjusted by the operator according to the speed, removal rate and tool quality. A set of **CALIBRATING** spindles equipped with diamond tools remove the excess material until



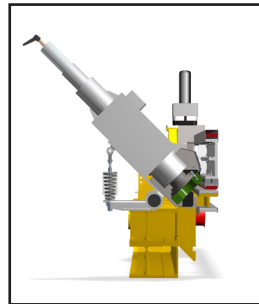
**Synicrobelt**

the required size is reached. The last spindle, positioned at 45° with respect to the working axis, chamfers the visible edge (**UPPER AND LOWER CHAMFERING OPTIONAL**).

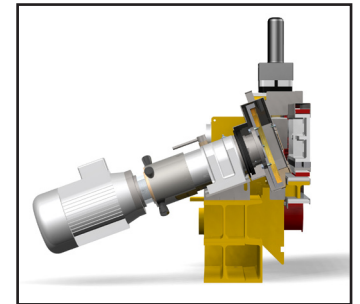
The two modules are equipped with a **CENTRING UNIT** in order to remove the same amount of material from both sides.



**Calibrating spindle**




**Upper chamfering**



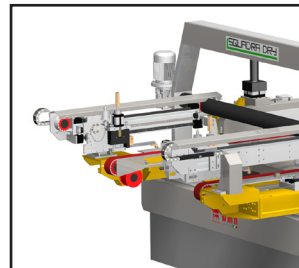
**Lower chamfering (optional)**

The new generation **PUSHER** with assisted squareness adjustment that uses a motorised alignment system for one of the two arms, provides the possibility of adjusting the thrust on the material entering the second squaring module via the touch screen. With this system, the necessary squareness corrections can be made in real time, without having to make mechanical adjustments in the pusher area. The machine can be equipped with tare zeroing **AMMETERS** ideal for checking the power consumption of the motors.

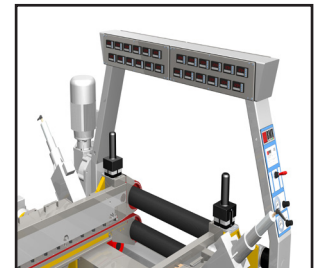
The squaring machine is fitted with guards and suction hoses for the removal of grinding dust that is then collected in a sleeve



**Centring unit**




**Pusher**



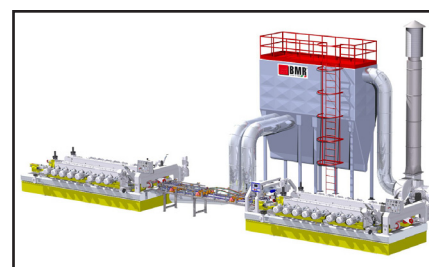
**Ammeters (optional)**

filter.

This offers enormous advantages **TOP SQUADRADRY** for **PORCELAIN STONEWARE** :



**Guards and suction hoses**



**Sleeve filter (optional)**

- **ENERGY SAVINGS AND CARE FOR THE ENVIRONMENT:** the tile does not need to be dried which results in savings in terms of water and gas;
- **PLANT SAVINGS:** does not require foundations/building work, water treatment plant, vertical or horizontal dryers, sludge disposal plant.
- **LONGER SERVICE LIFE** of the entire grinding line